

VIDEO FREQUENCY PENTODE

EF55

Single-ended R.F. pentode with very high mutual conductance and sharp cut-off.

HEATER

V_h	6.3	V
I_h	1.0	A

CAPACITANCES

c_{out}	12	μF
c_{in}	15	μF
c_{a-g1}	0.15	μF

OPERATING CONDITIONS

V_a	250	250	V
V_{g2}	250	150	V
V_{g1}	-4.5	-4.0	V
I_a	40	10	mA
I_{g2}	5.5	1.0	mA
R_k	100	360	ohms
g_m	12.0	7.0	mA/V
μ_{g2-g1}	28	27	
r_a	55,000	100,000	ohms

LIMITING VALUES

w_a max.	10	W
w_{g2} max.	2	W
$V_a(b)$ max.	500	V
V_a max.	300	V
$V_{g2(b)}$ max.	300	V
V_{g2} max.	250	V
V_{h-k} max.	150	V
R_{g1} max.	0.7	M.ohm
I_k peak (with 50 μ .sec., 500 c/s pulse)	1.5	A



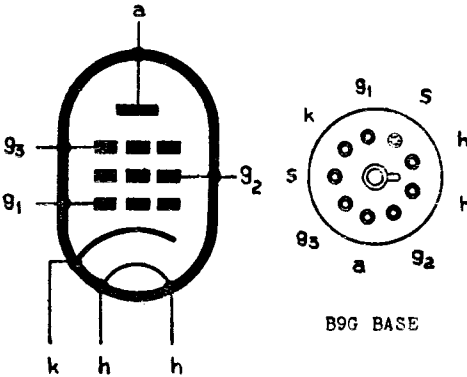
EF55

VIDEO FREQUENCY PENTODE

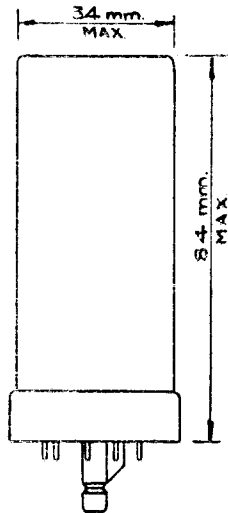
Single-ended R.F. pentode with very high mutual conductance and sharp cut-off.

DIMENSIONS

ARRANGEMENT OF ELECTRODES AND BASE CONNECTIONS



B9G BASE



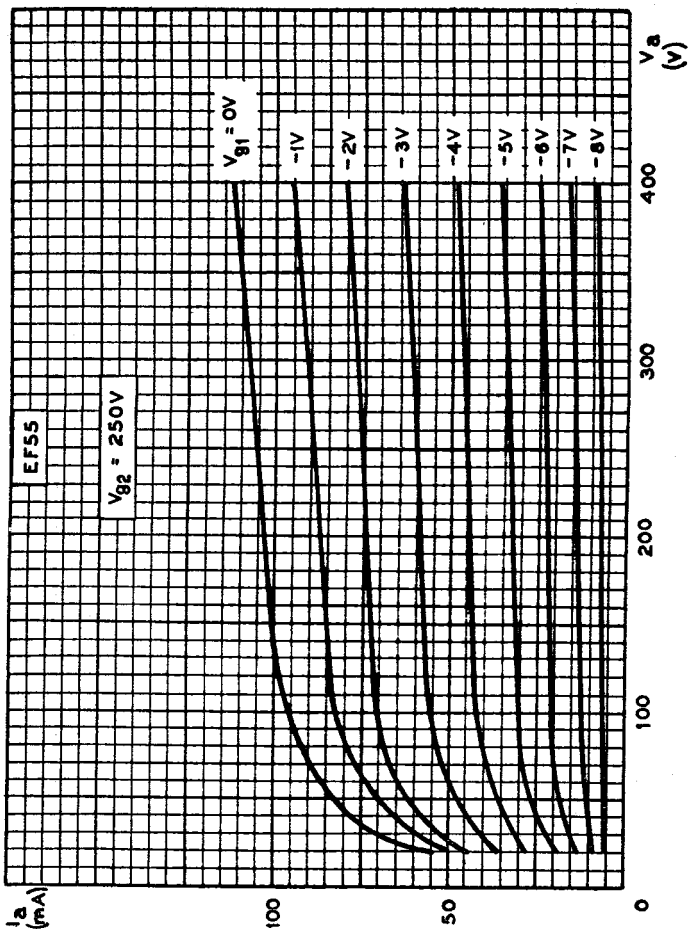
Notes: If mounted horizontally, Pins 4 and 8 must be in a vertical plane.



VIDEO FREQUENCY PENTODE

EF55

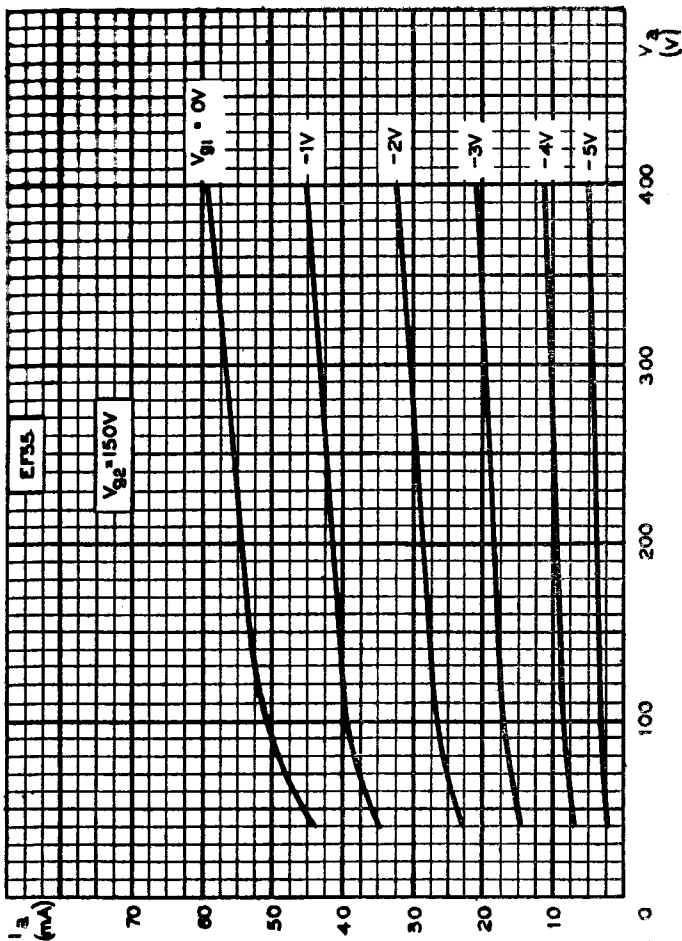
Single-ended R.F. pentode with very high
mutual conductance and sharp cut-off



EF55

VIDEO FREQUENCY PENTODE

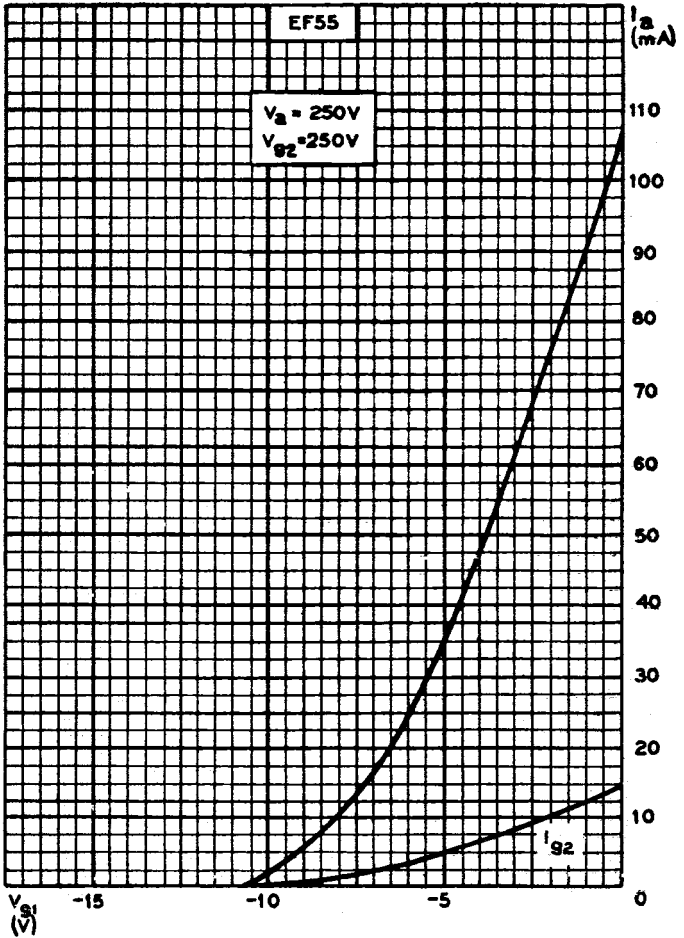
Single-ended R.F. pentode with very high mutual conductance and sharp cut-off.



VIDEO FREQUENCY PENTODE

EF55

Single-ended R.F. pentode with very high mutual conductance and sharp cut-off.



EF55

VIDEO FREQUENCY PENTODE

Single-ended R.F. pentode with very high mutual conductance and sharp cut-off

